

Modi Public School, Siliguri
Summer Holiday Assignment
Class 7

ENGLISH :

Supplementary Reader – An Alien Hand – Chapters 1 to 5, Page nos. 1 to 34.
(Read the chapters thoroughly. Assessment will be taken after the Summer Vacation)

HINDI :

बाल महाभारत पाठ के अध्याय (1 - 5) तक पढ़कर सभी पाठों से 10 लघु उत्तरीय एवं 10 दीर्घ उत्तरीय प्रश्नोत्तर का समाधान A4 size पेपर पर स्वयं करें।

BENGALI :

‘ছেলেবেলা’ গল্পটি প্রথম – সপ্তম অধ্যায় পর্যন্ত পরবে এবং সারাংশ লিখবে। ছুটির পর উক্ত অধ্যায় গুলিকে কেন্দ্র করে, সংক্ষিপ্ত – অতিসংক্ষিপ্ত প্রশ্নের উত্তর লিখতে দেওয়া হবে।

NEPALI :

नयाँ कथै-कथा (तलका दुइवटा कथाका समीक्षा)

क] दाजुको माया ख] बाजी

सामाग्री - 1. स्टिक फाइल

2. A4 आकारको सेतो कागज (Plain paper)

अधिकतम पृष्ठ सङ्ख्या (Page limit) 3 - 5

निबन्धका विषय (150 देखि 200 शब्दमा व्याकरण खातामा लेखेर ल्याउनुपर्छ)

क] मेरो जीवनको लक्ष्य ख] विद्यार्थी जीवनमा अनुशासनको महत्त्व

Language 3 – BENGALI :

বাংলা প্রবেশিকা PART-2 বই-এর এ যোগে শব্দ, ঐ যোগে শব্দ, ও যোগে শব্দ, ও যোগে শব্দ পর্যন্ত হাতের লেখা লিখে আনবে।

Skill Book : Hand writing practice (এ থেকে ঃ পর্যন্ত , দিয়ে তৈরি বানান গুলি লিখবে)
Page nos. 18 to 28.

MATHEMATICS

Roll nos. 1 - 6

Make a chart to verify that a triangle can be formed only if the sum of the lengths of any two sides of a triangle is greater than the third side.

Roll nos. 7 - 12

Make a model and chart presentation on Sum of three angles of a triangle is 180° .

Roll nos. 13 - 18

With the help of sticks make a model of alternate interior angles , corresponding angles and vertically opposite angles.

Roll nos. 19 – 24

Make a model or chart presentation of Linear pair, adjacent angle ,vertically opposite angle, complementary angle , supplementary angle , transversal of parallel line.

SCIENCE :

General Instructions:

Section – A : Roll nos. 19 – 22 / Section – B : Roll nos. 16 – 18

Make a model of a sand clock which can measure a time interval of 2 minutes.

Section – A : Roll nos. 16 – 18 / Section – B : Roll nos. 13 – 15

Collect information about time measuring devices that were used in the ancient times in different parts of the world. Prepare a brief write up on each of them. The write up may include the name of the device, the place of its origin, the period when it was used, the units in which the time was measured by it. Paste the necessary pictures.

Section – A : Roll nos. 13 – 15 / Section – B : Roll nos. 10 – 12

Make a model of sundial.

Section – A : Roll nos. 10 – 12 / Section – B : Roll nos. 19 – 24

Make a bird water feeder using waste material.

Section – A : Roll nos. 7 – 9 / Section – B : Roll nos. 4 – 6

Make a project report in A4 size paper on teeth and its type. Submit in a stick file

Section – A : Roll nos. 4 – 6 / Section – B : Roll nos. 1 – 3

A. Draw the soil profile in a chart paper and label it neatly.

B. Make a chart on different types of soil and paste necessary picture.

Section – A : Roll nos. 1 – 3 / Section – B : Roll nos. 7 – 9

Find out what vitamins are and get the following information :

(i) Why are vitamins necessary in the diet?

(ii) Which fruits or vegetables should be eaten regularly to get vitamins.

Write the project along with necessary pictures.

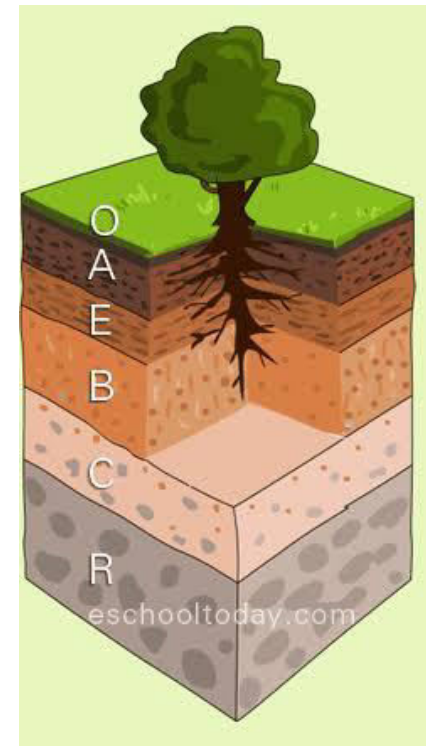
SOCIAL SCIENCE :

Students are required to make models on the following topics according to their assigned groups –

Group B : River landforms




Group C : Soil profile



Group A : Terms of landform



Group D : Interior of the Earth




Group F : Forest

Group E : Volcano



Group G : Folding and faulting



Group H : Oasis




Group J : Underwater life



Group I : Water cycle



Group K : Pyramid



Students will be assessed on the basis on **composition, craftsmanship, accuracy & aesthetics.**

DATE OF SUBMISSION OF SUMMER ASSIGNMENTS – 25.06.18.